

LAB USE ONLY

### Jet Appliance Rx

Dr. \_\_\_\_\_ Acct # \_\_\_\_\_  
 Address \_\_\_\_\_  
 City, State, Zip \_\_\_\_\_  
 Patient \_\_\_\_\_  
 Tel # \_\_\_\_\_ Fax # \_\_\_\_\_  
 E-Mail \_\_\_\_\_  
 Shipped \_\_\_\_\_ Placement Date \_\_\_\_\_  
(PLACEMENT DATE SHOULD BE 1-2 DAYS BEFORE ACTUAL INSERTION DATE)

**Please Ship Extra**

Pre-Paid Bags     Shipping Boxes     Prescription Sheets

**Submitted scans digitally through:**

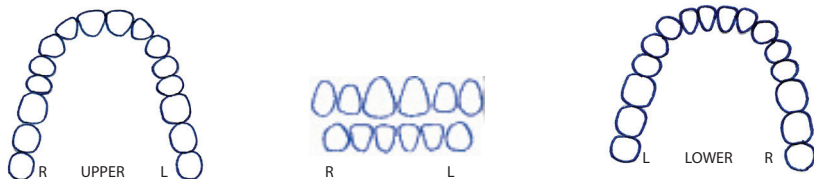
Lythos     iTero     3M     Box     Other \_\_\_\_\_

**(Submit digital Rx to: [digital.services@aolab.com](mailto:digital.services@aolab.com))**

**Special Instructions:**

\_\_\_\_\_  
 \_\_\_\_\_  
 \_\_\_\_\_

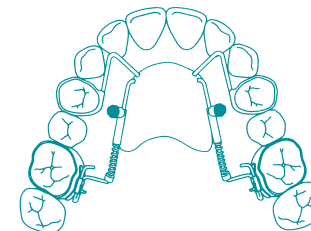
**Jet Instructional Drawing**



**Allesee Orthodontic Appliances - 13931 Spring Street - Sturtevant, WI 53177**  
**Phone 1-800-262-5221 - Fax 262-886-6879 - International 262-886-1050**

**1. Distal Jets**

- Distal Jet™ Molar Distalizer     Mambo Sure-Lock System
- Upper     Lower     Bowman Modification
- Unilateral     Right     Left     Bowman Horseshoe - without Acrylic
- Bilateral
- Add Expansion Screw
- Add Habit Crib
- Add Arch Wire Tubes     .018     .022
- Bands     1st Bi     2nd Bi
- Rests     1st Bi     2nd Bi

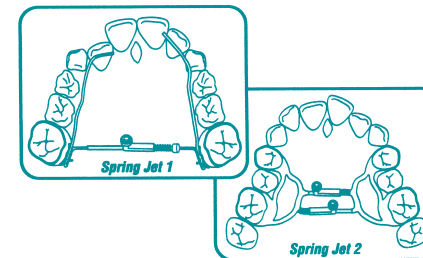


Acrylic Color  
 Standard Pink Tint  
 Color \_\_\_\_\_

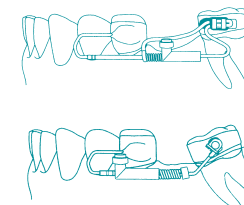
Check box if using TAD's with Jet Appliance  
 Draw TAD position on model and include appliance attachment to TAD on diagram

**2. Spring Jets**

- Spring Jet I - Slow Expansion
- Upper     Lower
- Mambo Sure-Lock System
  
- Spring Jet II - Fast Expansion
- Two NiTi springs with Activation Locks
  - Upper
  - Mambo Sure-Lock System



- Mesial Jet
- Lower Molar Uprighter



Doctor Signature \_\_\_\_\_

**Laboratory Use Only**

DJ \_\_\_\_\_

DJ \_\_\_\_\_

MAC \_\_\_\_\_

MAC \_\_\_\_\_

MAC \_\_\_\_\_

ACRY \_\_\_\_\_

AAC \_\_\_\_\_

AAC \_\_\_\_\_

AAC \_\_\_\_\_

\_\_\_\_\_

\_\_\_\_\_

\_\_\_\_\_

\_\_\_\_\_

SHIP \_\_\_\_\_