
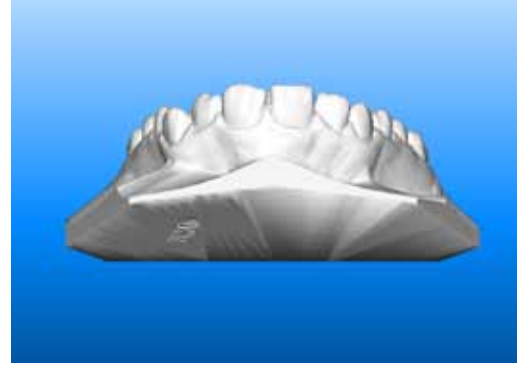


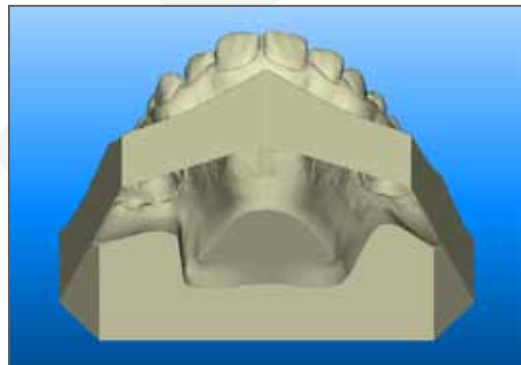
## Export Type Options:



Hollow ABO Base (not available for iRecord)



Solid Model with Low Profile Base (not available for iRecord)



Open Shell

## MyAligntech STL Export Instructions for the iOC Intra-Oral Scanner

Doctors may now export generic STL files directly from their MyAligntech\* account for integration with third party CAD/CAM services such as cone beam CT imaging, orthodontic laboratory services and digital orthodontic treatment services. The MyAligntech online account portal now has the option "Export" available on the individual patient "Order Information" page; allowing users to export OrthoCAD files to generic STL files (CAD/CAM standard format). The open generic STL service is provided for your convenience. When using the file with a third party service provider the user should contact the third party service provider to ensure STL export type and format selected are compatible with your intended use. It is always the up to the doctor to decide the treatment plan for the patient.

\*MyCadent is now branded MyAligntech. For easy online access please go to [www.MyAligntech.com](http://www.MyAligntech.com). Your existing MyCadent username and password will continue to provide you access to the rebranded MyAligntech account portal. If you have questions or require customer support please contact Customer Support at 800-877-5767 Monday-Friday 8am – 7pm EST.

Click "Export", which requires OrthoCAD 3.5 or higher, to begin the export process.

**Order Information** Save Cancel

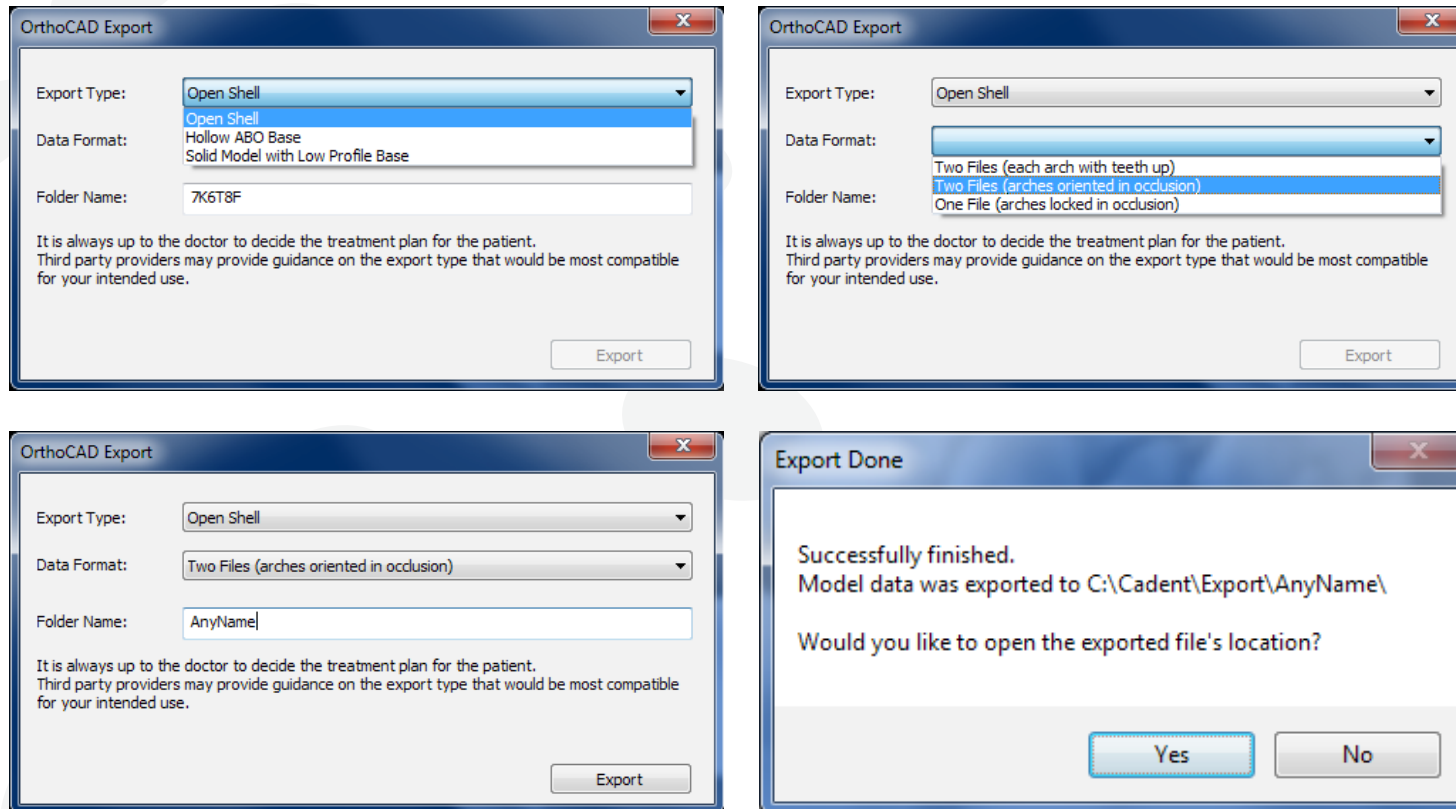
Order ID: 7007403	First Name: A *	Company: QACompany - Orthodontic
Order Code: 7K6T8F	Last Name: Demo *	Doctor: Dr. QA Exclusively, QAPerso
Case Type: iCast	Chart Number: Model01	Doctor License: 111
Registration Date: 2011/08/14	Acquisition Date: 2011/08/14	Tracking Number:
State: Completed		Order Status: Active
Notes:		

Actions: [Open File](#) [Export \(OrthoCAD 3.5 or higher\)](#) [Change Order](#) [Image Management](#)

Order Details ID	Item	Quantity	Ship To	Bill To	Due Date	Shipping Date	Delivery Date	Status
7007404	iCast	1.00	QACompany - Orthodontic Office - iOC		2011/08/18	2011/08/17		Completed

OrthoCAD will open the patient file with the following dialog box.

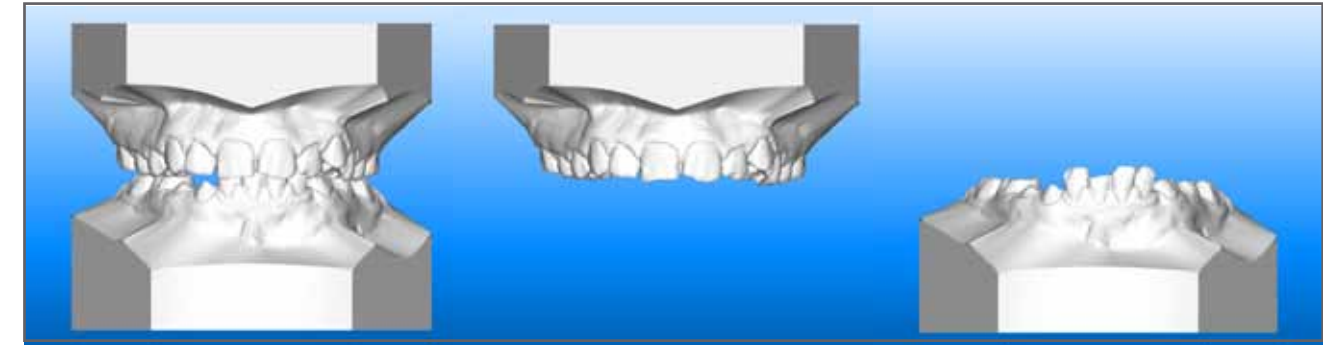
- "Export Type" defines the structure of the 3D file.
  - Open Shell: open 3D mesh with zero wall thickness
  - Hollow ABO Base: closed 3D mesh, hollow with 2mm wall thickness
  - Solid Model with Low Profile Base: closed 3D mesh, solid model
- "Data Format" defines the model orientation
  - Two Files (each arch with teeth up)
  - Two Files (arches oriented in occlusion)
  - One File (arches locked in occlusion)
- "Folder Name" defines the name of the folder located within the default export location. Each patient file export can have its own folder. The default name is the OrthoCAD order code but it can be changed to any desired name (ie. Patient name, chart number, etc...)



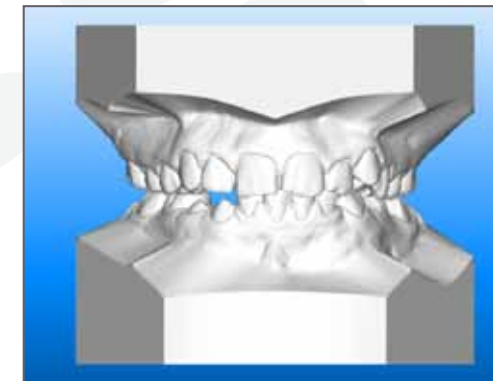
Clicking "Yes" will open the export folder.

Name	Date modified	Type	Size
AnyName_shell_occlusion_l	9/5/2011 5:04 PM	STL File	10,313 KB
AnyName_shell_occlusion_u	9/5/2011 5:04 PM	STL File	14,519 KB

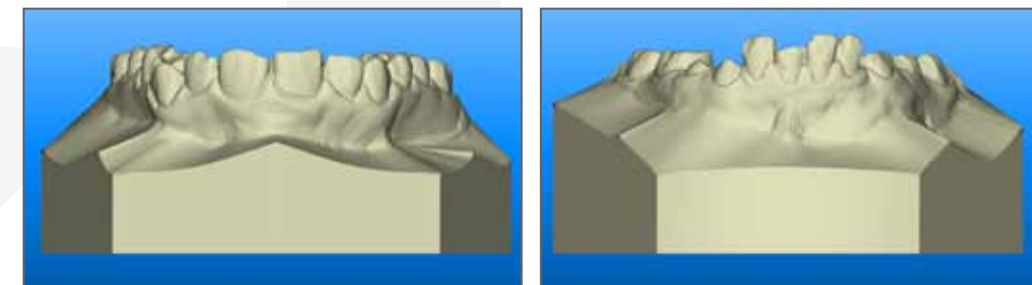
## Export Format Options:



Two Files (arches oriented in occlusion) – arches can be viewed individually or together in occlusion.



One File (arches locked in occlusion) – arches are viewed together in occlusion but cannot be separated.



Two Files (each arch with teeth up) – upper and lower arches are oriented with the teeth up for 3rd party CAM operations.