

AOA

**ADVANCED
RETAINER TECHNOLOGY**

MEMOTAIN® NITINOL CAD/CAM RETAINER





Memotain Retainers feature a computer aided manufacturing process leading to control of optimal placement and a contoured fit. The transfer tray and shape of Memotain® helps make delivery fast and predictable.

“In the past, I have used lingual retainers that ranged from rectangular and round bars bonded to the cuspids to flexible chains and braided wire bonded to every tooth. These retainers were produced by labs or in house./chairside which required extra time for their fabrication and enamelplasties to the lingual surfaces of the teeth to allow for better adaptation due to the fact they are bent by hand. Delivery of these retainers also had its share of challenges especially if there was not a carrier or jig for their placement. Memotain has solved all of these issues. No longer do I have to bend wires, modify teeth, or worry if the retainer is going to fit. Now all I do is scan the anterior quadrant 3 weeks prior to the debond appointment and forget about it. Because the fit is so accurate and there is carrier for the delivery I am much more efficient at the time of placement.”*

Dr. Bryan Green - South Carolina

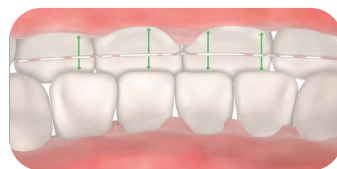
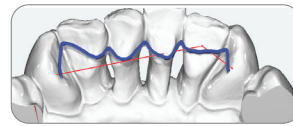
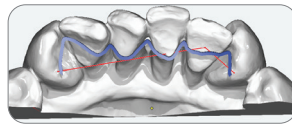
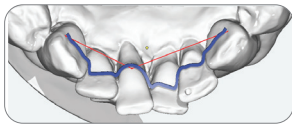
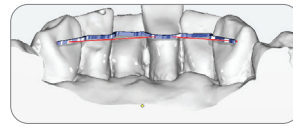
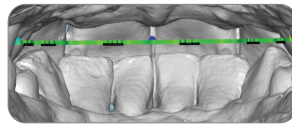
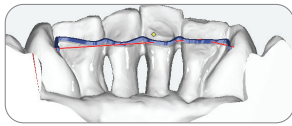
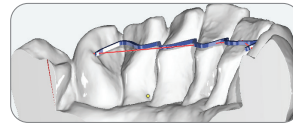
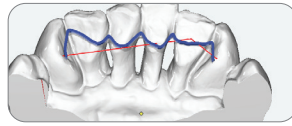
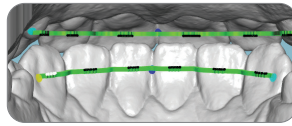
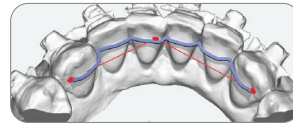
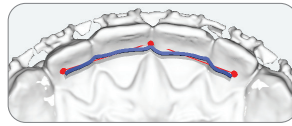
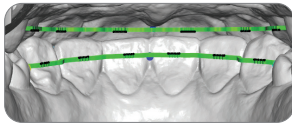
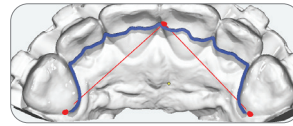
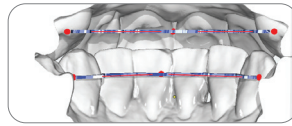
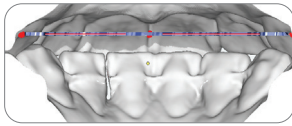
* The opinions expressed in this article are those of Dr. Green. AOA is a medical device manufacturer and does not dispense medical advice. Clinicians should use their own professional judgement in treating patients.

¹ "Dr. Pascal Schumacher "CAD/CAM-fabricated lingual retainers made of Nitinol" Orthodontics International, June 12, 2015
http://dental-tribune.com/articles/specialties/orthodontics/24257_cadcam-fabricated_lingual_retainers_made_of_nitinol.html"

Memotain® is a registered trademark from CA DIGITAL GmbH

Image on front cover is a model.

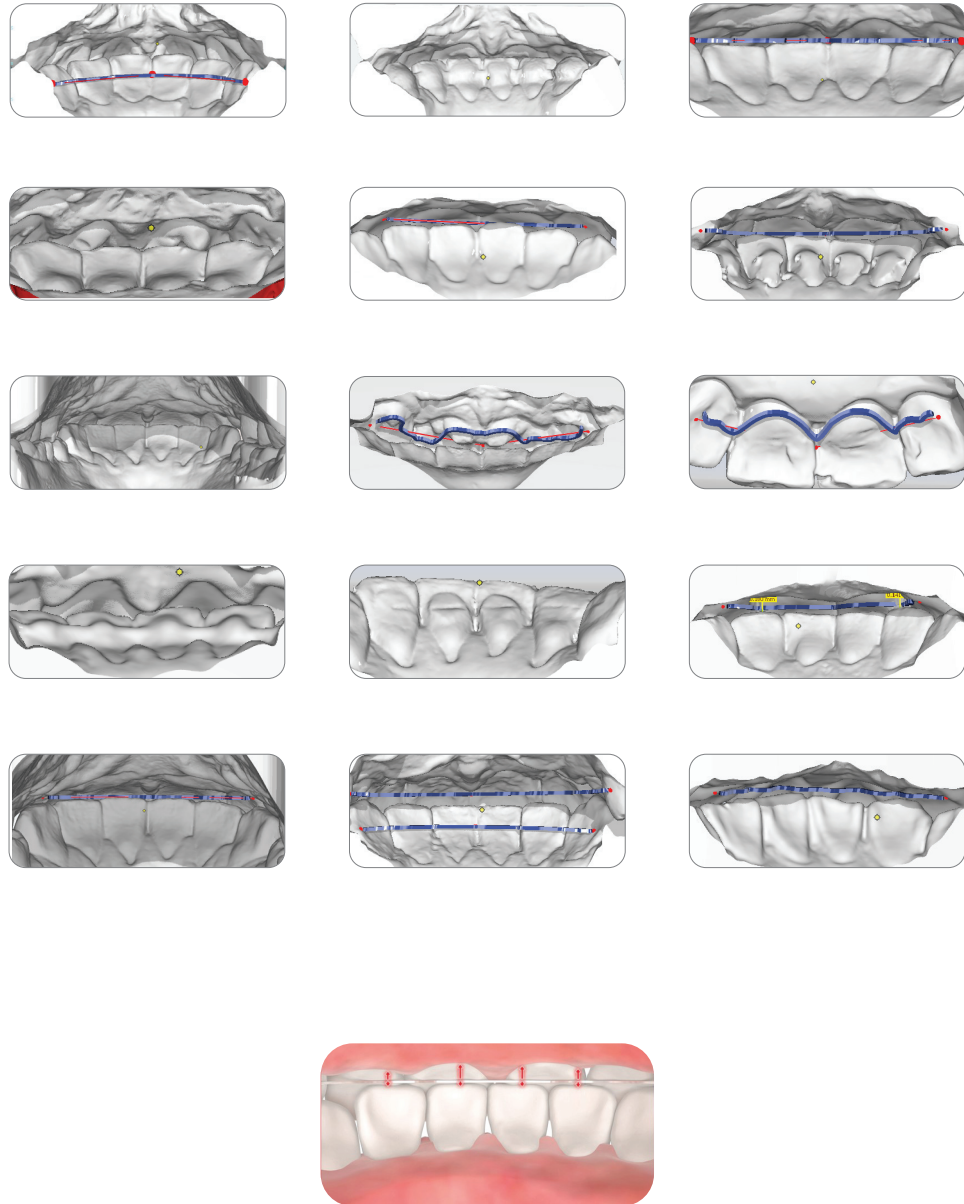
CASES THAT WORK WELL FOR MEMOTAIN



Most cases that do not work well with Memotain are those where the upper or lower will interfere with the wire. The software detects this interference and will let AOA know if your patient is a candidate for Memotain. We have provided images of scans that work well with Memotain and others that do not. If you have doubts after looking at these case examples, please submit your scans and the software will be the determining factor.

Not all patients are the right candidate for Memotain. For example, patients with deep bites or where other malpositions still exist, persistent deep bites in the maxilla, lack of overjet, contact points in the anterior tooth region and open bites argue against successful retention. We see the most rejection of cases where the occlusion is too tight or there is interference in the papilla.

CASES NOT RECOMMENDED FOR MEMOTAIN



AOA ADDS NEW SCANNER FOR MEMOTAIN MODELS

AOA has responded to the voice of our customers. Some of you do not have the capability to scan your models and send them digitally to AOA to have certain appliances like Memotain fabricated. We now have a scanner in house that will scan your traditional models so that we can make any appliance you need from AOA.



Image provided by 3Shape™
3Shape™ is a trademark of 3Shape

AOA NOW
ACCEPTING
TRADITIONAL
MODELS FOR
MEMOTAIN!



MEMOTAIN 2.0 NEW FEATURES & IMPROVEMENTS

NEW FEATURES:

Partial Smoothing of interdental areas help allow for individual, partial and interdental design. This helps increase stability and improves the fit of the retainer.¹

Partial Retentions work like micro anchors and may help minimize sliding within the composite.¹

Partial Distance allows for more delicate designs around the papilla needing less space around the center of resistance.²

ADVANTAGES OF MEMOTAIN 2.0:

- Custom-design - greater stability
- Improved fit
- Anti sliding effect due to micro-retentions
- Minimized risk of breakage
- Improved approximal design

TIPS AND TRICKS:

By scanning your patients digitally, errors that are sometimes seen when using conventional impressions are reduced.³

AOA offers Prezurv™ retainers or retention splints in addition to Memotain.

A retainer can be inserted if the distance to the gingiva and the opposing jaw is at least 2 - 3 mm everywhere.²

¹ Data on File with AOA

² Data on File with CA DIGITAL GmbH

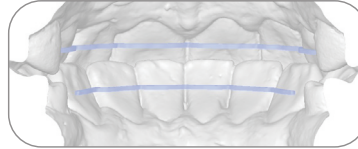
³ John O. Burgess DDS, MS, Nathaniel C. Lawson, DMD, PhD., Augusto Robles, DDS, MS, "Comparing Digital and Conventional Impressions" - Assessing the accuracy, efficiency, and value of today's systems.

Inside Dentistry, November 2013, Volume 9, Issue 11"

THE USE OF TECHNOLOGY AND IMPACTS ON ORAL HYGIENE

CAD/CAM

With the use of CAD/CAM software, we are able to set a patient's arch in occlusion prior to fabrication leading to control of optimal placement and contoured fit.



Wires

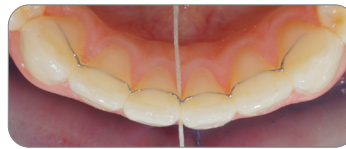
Memotain wires are custom made to fit each patient's unique tooth contours. This allows AOA to help reduce the size of the wire based on the number of contact points on each tooth and is designed to increase patient comfort at the same time.



Using MEMOTAIN's cutting-edge technology, helps create the conditions for optimal oral hygiene. The smaller and smoother surface of the Nitinol electropolished wire minimizes plaque and bacterial build-up.²



Periodontitis, contact point caries, and tartar formation are minimized with Memotain.³



Dental floss can be used both above and under the MEMOTAIN Retainer.³



¹Journal of Orofacial Orthopedics - Michael Wolf, Pascal Schumacher, Fabian Jager, Jorn Wego, Ulrike Fritz, Heike Korbmacher-Steiner, Andreas Jager, and Michael Schauseil, "Novel Lingual retainer created using CAD/CAM technology. Evaluation of its positioning accuracy" March 7, 2015 "

²I. Knaup, Y. Wagner, J. Wego, U. Fritz, A. Jager, M. Wolf, "Potential impact of lingual retainers on oral health: comparison between conventional twisflex retainers and CAD/CAM fabricated nitinol retainers: A clinical in vitro and in vivo investigation." <https://www.ncbi.nlm.nih.gov/pubmed/30778609/>

³Wego Jorn, Fritz Ulrike, Jager Andreas, Wolf Michael "Impacts of digital-manufactured lingual-retainers on periodontal health" June 9th, 2011"



For more information, contact your AOA/Ormco™
Representative or call Customer Care at **800.262.5221**.

AOA

13931 Spring Street
Sturtevant, WI 53177
aolab.com

S1135-E Rev A